

EVERLY

A lasting hot drink solution




essential

EVERLY

Everly is the new generation of coffee vending machines: reliable, easy to use, and with a minimalist design, it fits seamlessly into any environment – from offices to gyms, public spaces to corporate settings. It offers a wide selection of hot beverages, a 10” touch display for intuitive interaction, and supports various payment systems, including master/slave mode with a paired snack machine.

Thanks to remote management, simplified maintenance, and a competitive price, **Everly** makes vending accessible to everyone – without compromising on quality or technology.



TECHNICAL SPECIFICATIONS

- Mains power supply: 220-240 V - 50/60 Hz
- Water supply: connection = 3/4”, water pressure = 0.5 – 6.5 bar

CHARACTERISTICS

- Horizontal 10” touchscreen interface.
- Traditional espresso coffee group (ES): traditional Italian espresso coffee.
- Variable-chamber coffee brewer (ESV): doses from 8 to 13 g. Guarantees optimal coffee pressing and infusion conditions for various coffee recipes.
- Vacuum coffee bean hopper (VH): vacuum system for better aroma preservation.
- Ø 70 mm cup dispenser and adjustable 90 - 105 mm stirrer dispenser.
- Stainless steel espresso boiler.
- Door with pre-coated matte-black panels offering ample space for customisation.
- On-board configuration and management directly via the touchscreen.
- Customisable graphic interface.
- Possibility for two-way connectivity for remote machine

management and firmware/software update via BI-MASTER (purchased separately).

PRODUCT AUTONOMY

- | | |
|--|--------------|
| • Single coffee bean hopper | 3.8 kg |
| • Double coffee bean hopper | 2.8 + 2.8 kg |
| • Slim container for soluble products | 3 lt |
| • Large container for soluble products | 6 lt |
| • Stirrers 90-105 mm | 470 pcs |
| • Cups Ø 70 mm | 650 pcs |

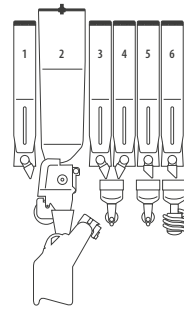
PAYMENT SYSTEM

- Compatible with all available payment systems. Can operate in master/slave mode with a single payment system in combination with a spiral snack-vending machine.

ENVIRONMENT

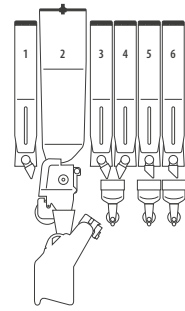
- Compatible with paper cups and wooden stirrers.
- Energy Saving Mode: allows the boiler to be put on standby for defined periods of time, consuming less energy.
- Compliant with **ROHS** and **RAEE** directives.

VERSION 1ES



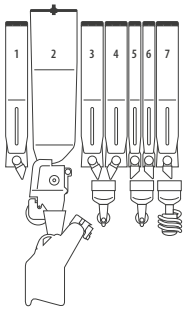
EVELES01
COFFEE BEANS ES

1. Sugar
2. Coffee beans
3. Chocolate
4. Milk
5. Soluble
6. Tea



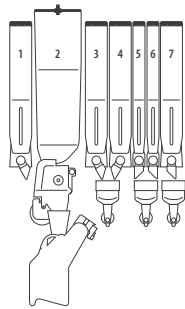
EVELES03
COFFEE BEANS ES

1. Sugar
2. Coffee beans
3. Chocolate
4. Milk
5. Soluble
6. Soluble



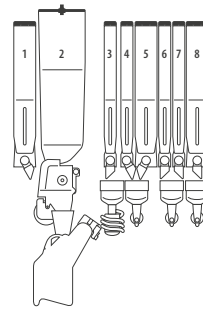
EVELES04
COFFEE BEANS ES

1. Sugar
2. Coffee beans
3. Chocolate
4. Milk
5. Soluble
6. Soluble
7. Tea



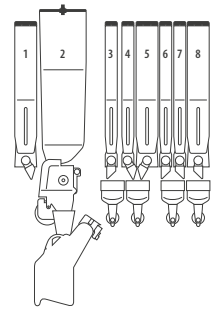
EVELES05
COFFEE BEANS ES

1. Sugar
2. Coffee beans
3. Chocolate
4. Milk
5. Soluble
6. Soluble
7. Soluble



EVELES06
COFFEE BEANS ES

1. Sugar
2. Coffee beans
3. Tea
4. Chocolate
5. Milk
6. Soluble
7. Soluble
8. Soluble



EVELES07
COFFEE BEANS ES

1. Sugar
2. Coffee beans
3. Soluble
4. Chocolate
5. Milk
6. Soluble
7. Soluble
8. Soluble

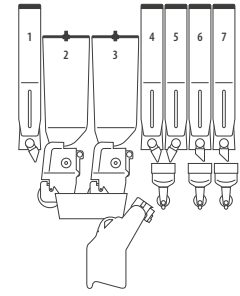
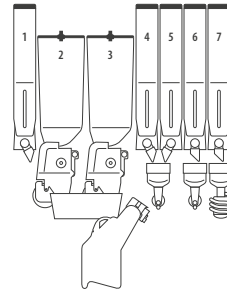
MODEL EVERLY VERS. 1ES

	EVELES01	EVELES03	EVELES04	EVELES05	EVELES06	EVELES07
Description	EVERLY 1ES 4C 2M+1S T10	EVERLY 1ES 4C 3M T10	EVERLY 1ES 5C 2M+1S T10	EVERLY 1ES 5C 3M T10	EVERLY 1ES 6C 3M+1S T10	EVERLY 1ES 6C 4M T10
User interface	touch 10"	touch 10"	touch 10"	touch 10"	touch 10"	touch 10"
Version	coffee beans	coffee beans	coffee beans	coffee beans	coffee beans	coffee beans
Coffee brewer	ES	ES	ES	ES	ES	ES
Coffee bean hoppers	1	1	1	1	1	1
Stainless steel boiler	single	single	single	single	single	single
Sugar canisters	1	1	1	1	1	1
Instant products canisters "slim" 3l	-	-	2	2	4	4
Instant products canisters "large" 6l	4	4	3	3	2	2
Mixer/ heating coil	2/1	3/0	2/1	3/0	3/1	4/0
Cup dispenser Ø 70	as standard	as standard	as standard	as standard	as standard	as standard

Dimensions mm

H 1830 x W 685 x D 652 / WEIGHT 143 KG

VERSION 2ES

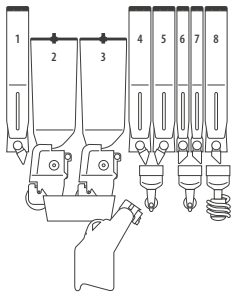


EVELES02
COFFEE BEANS x2 ES

1. Sugar 2. Coffee beans 1
3. Coffee beans 2 4. Chocolate
5. Milk 6. Soluble 7. Tea

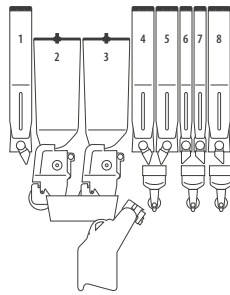
EVELES08
COFFEE BEANS x2 ES

1. Sugar 2. Coffee beans 1
3. Coffee beans 2 4. Chocolate
5. Milk 6. Soluble 7. Soluble



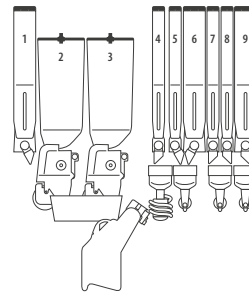
EVELES09
COFFEE BEANS x2 ES

1. Sugar 2. Coffee beans 1
3. Coffee beans 2 4. Chocolate
5. Milk 6. Soluble 7. Soluble
8. Tea



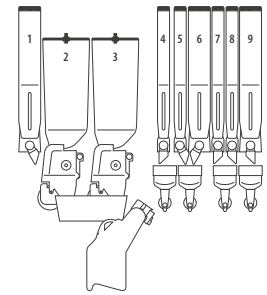
EVELES10
COFFEE BEANS x2 ES

1. Sugar 2. Coffee beans 1
3. Coffee beans 2 4. Chocolate
5. Milk 6. Soluble 7. Soluble
8. Soluble



EVELES11
COFFEE BEANS x2 ES

1. Sugar 2. Coffee beans 1
3. Coffee beans 2 4. Tea
5. Chocolate 6. Milk 7. Soluble
8. Soluble 9. Soluble



EVELES12
COFFEE BEANS x2 ES

1. Sugar 2. Coffee beans 1
3. Coffee beans 2 4. Soluble
5. Chocolate 6. Milk 7. Soluble
8. Soluble 9. Soluble

MODEL EVERLY VERS. 2 ES

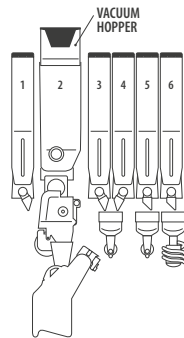
	EVELES02	EVELES08	EVELES09	EVELES10	EVELES11	EVELES12
Description	EVERLY 2ES 4C 2M+1S T10	EVERLY 2ES 4C 3M T10	EVERLY 2ES 5C 2M+1S T10	EVERLY 2ES 5C 3M T10	EVERLY 2ES 6C 3M+1S T10	EVERLY 2ES 6C 4M T10
User interface	touch 10"	touch 10"	touch 10"	touch 10"	touch 10"	touch 10"
Version	coffee beans	coffee beans	coffee beans	coffee beans	coffee beans	coffee beans
Coffee brewer	ES	ES	ES	ES	ES	ES
Coffee bean hoppers	2	2	2	2	2	2
Stainless steel boiler	single	single	single	single	single	single
Sugar canisters	1	1	1	1	1	1
Instant products canisters "slim" 3l	-	-	3	3	2	2
Instant products canisters "large" 6l	4	4	3	3	2	2
Mixer/ heating coil	2/1	3/0	2/1	3/0	3/1	4/0
Cup dispenser Ø 70	as standard	as standard	as standard	as standard	as standard	as standard

Dimensions mm

H 1830 x W 685 x D 652 / WEIGHT 143 KG

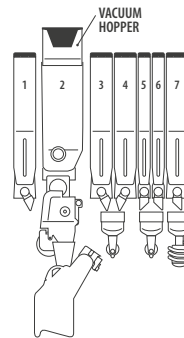
VERSION 1VH

COMING
SOON



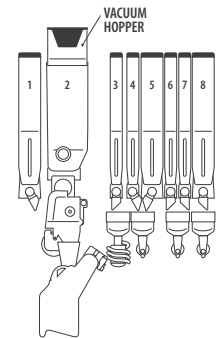
EVELES13
COFFEE BEANS VH

1. Sugar
2. Coffee beans (VH)
3. Chocolate
4. Milk
5. Soluble
6. Tea



EVELES14
COFFEE BEANS VH

1. Sugar
2. Coffee beans (VH)
3. Chocolate
4. Milk
5. Soluble
6. Soluble
7. Tea



EVELES15
COFFEE BEANS VH

1. Sugar
2. Coffee beans (VH)
3. Tea
4. Chocolate
5. Milk
6. Soluble
7. Soluble
8. Soluble

MODEL EVERLY VERS. 1VH

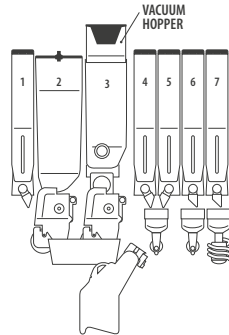
	EVELES13	EVELES14	EVELES15
Description	EVERLY 1VH 4C 2M+1S T10	EVERLY 1VH 5C 2M+1S T10	EVERLY 1VH 6C 3M+1S T10
User interface	touch 10"	touch 10"	touch 10"
Version	coffee beans	coffee beans	coffee beans
Coffee brewer	ES	ES	ES
Coffee bean hoppers	1 VH	1 VH	1 VH
Stainless steel boiler	single	single	single
Sugar canisters	1	1	1
Instant products canisters "slim" 3l	-	2	4
Instant products canisters "large" 6l	4	3	2
Mixer/ heating coil	2/1	2/1	3/1
Cup dispenser Ø 70	as standard	as standard	as standard

Dimensions mm

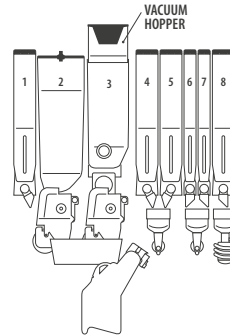
H 1830 x W 685 x D 652 / WEIGHT 143 KG

VERSION 1ES + 1VH

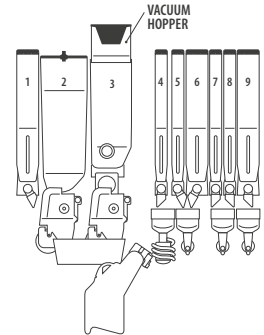
COMING
SOON



EVELES16
COFFEE BEANS x2 ES+VH
1. Sugar **2.** Coffee beans 1
3. Coffee beans 2 (VH) **4.** Chocolate **5.** Milk
6. Soluble **7.** Tea



EVELES17
COFFEE BEANS x2 ES+VH
1. Sugar **2.** Coffee beans 1
3. Coffee beans 2 (VH) **4.** Chocolate **5.** Milk **6.** Soluble
7. Soluble **8.** Tea



EVELES18
COFFEE BEANS x2 ES+VH
1. Sugar **2.** Coffee beans 1
3. Coffee beans 2 (VH) **4.** Tea
5. Chocolate **6.** Milk **7.** Soluble
8. Soluble **9.** Soluble

MODEL EVERLY VERS. 1ES 1VH

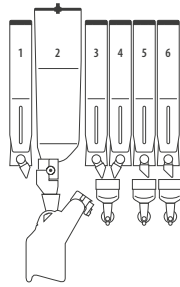
	EVELES16	EVELES17	EVELES18
Description	EVERLY 1ES 1VH 4C 2M+1S T10	EVERLY 1ES 1VH 5C 2M+1S T10	EVERLY 1ES 1VH 6C 3M+1S T10
User interface	touch 10"	touch 10"	touch 10"
Version	coffee beans	coffee beans	coffee beans
Coffee brewer	ES	ES	ES
Coffee bean hoppers	2 (of which 1VH)	2 (of which 1VH)	2 (of which 1VH)
Stainless steel boiler	single	single	single
Sugar canisters	1	1	1
Instant products canisters "slim" 3l	-	2	4
Instant products canisters "large" 6l	4	3	2
Mixer/ heating coil	2/1	2/1	3/1
Cup dispenser Ø 70	as standard	as standard	as standard

Dimensions mm

H 1830 x W 685 x D 652 / WEIGHT 143 KG

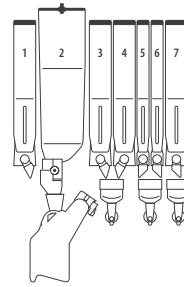
VERSION 1ESV

COMING
SOON



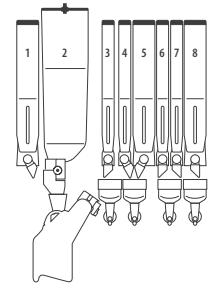
EVELESV01
COFFEE BEANS ESV

1. Sugar
2. Coffee beans
3. Chocolate
4. Milk
5. Soluble
6. Soluble



EVELESV02
COFFEE BEANS ESV

1. Sugar
2. Coffee beans
3. Chocolate
4. Milk
5. Soluble
6. Soluble
7. Soluble



EVELESV03
COFFEE BEANS ESV

1. Sugar
2. Coffee beans
3. Soluble
4. Chocolate
5. Milk
6. Soluble
7. Soluble
8. Soluble

MODEL EVERLY VERS. 1ESV

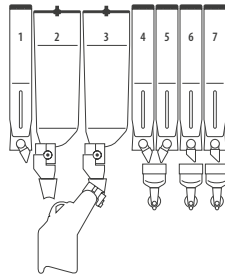
	EVELESV01	EVELESV02	EVELESV03
Description	EVERLY 1ESV 4C 3M T10	EVERLY 1ESV 5C 3M T10	EVERLY 1ESV 6C 4M T10
User interface	touch 10"	touch 10"	touch 10"
Version	coffee beans	coffee beans	coffee beans
Coffee brewer	ESV	ESV	ESV
Coffee bean hoppers	1	1	1
Stainless steel boiler	single	single	single
Sugar canisters	1	1	1
Instant products canisters "slim" 3l	-	2	4
Instant products canisters "large" 6l	4	3	2
Mixer/ heating coil	3/0	3/0	4/0
Cup dispenser Ø 70	as standard	as standard	as standard

Dimensions mm

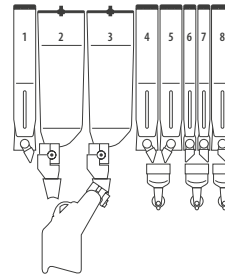
H 1830 x W 685 x D 652 / WEIGHT 143 KG

VERSION 2ESV

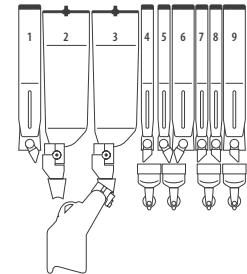
COMING
SOON



- EVELESV04**
COFFEE BEANS x2 ESV
1. Sugar
 2. Coffee beans
 3. Coffee beans
 4. Chocolate
 5. Milk
 6. Soluble
 7. Soluble



- EVELESV05**
COFFEE BEANS x2 ESV
1. Sugar
 2. Coffee beans
 3. Coffee beans
 4. Chocolate
 5. Milk
 6. Soluble
 7. Soluble
 8. Soluble



- EVELESV06**
COFFEE BEANS x2 ESV
1. Sugar
 2. Coffee beans
 3. Coffee beans
 4. Soluble
 5. Chocolate
 6. Milk
 7. Soluble
 8. Soluble
 9. Soluble

MODEL EVERLY VERS. 2 ESV

	EVELESV04	EVELESV05	EVELESV06
Description	EVERLY 2ESV 4C 3M T10	EVERLY 2EVS 5C 3M T10	EVERLY 2EVS 6C 4M T10
User interface	touch 10"	touch 10"	touch 10"
Version	coffee beans	coffee beans	coffee beans
Coffee brewer	ESV	ESV	ESV
Coffee bean hoppers	2	2	2
Stainless steel boiler	single	single	single
Sugar canisters	1	1	1
Instant products canisters "slim" 3l	-	2	4
Instant products canisters "large" 6l	4	3	2
Mixer/ heating coil	3/0	3/0	4/0
Cup dispenser Ø 70	as standard	as standard	as standard
Dimensions mm	H 1830 x W 685 x D 652 / WEIGHT 143 KG		

ZD-EVERLY-ED02/2025/EN

advertendo®